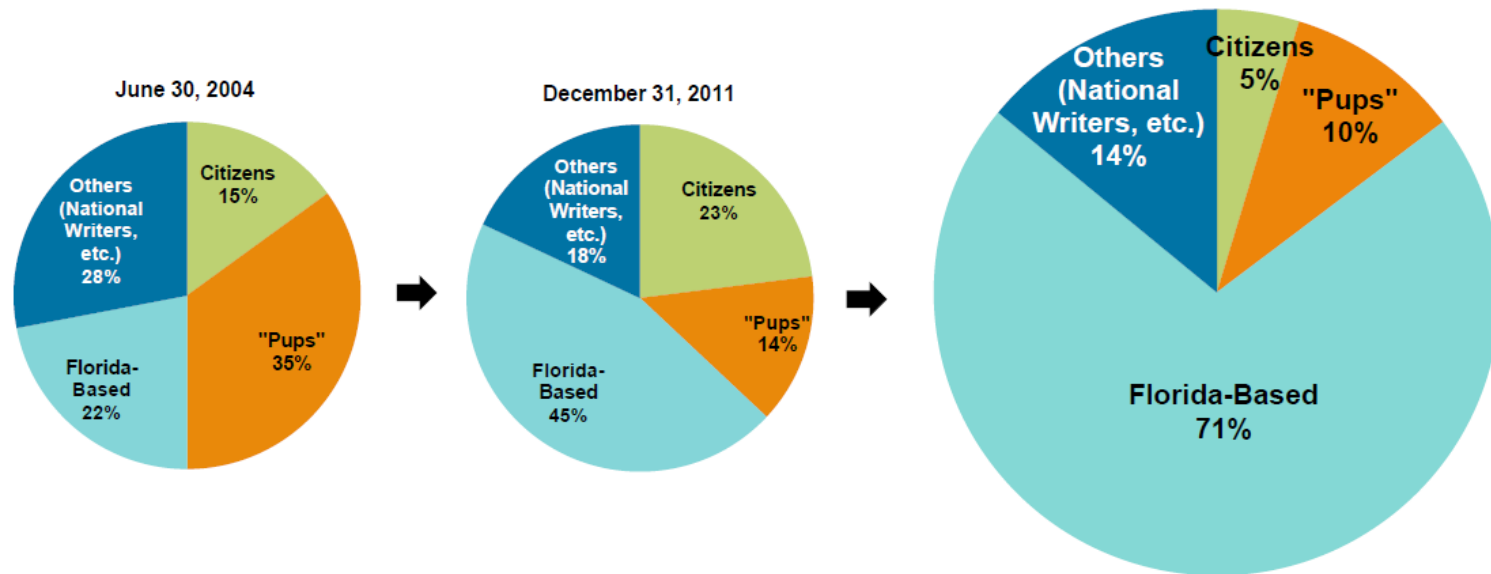


Citizens Property Insurance Corporation Overview

Barry Gilway
President, CEO and Executive Director



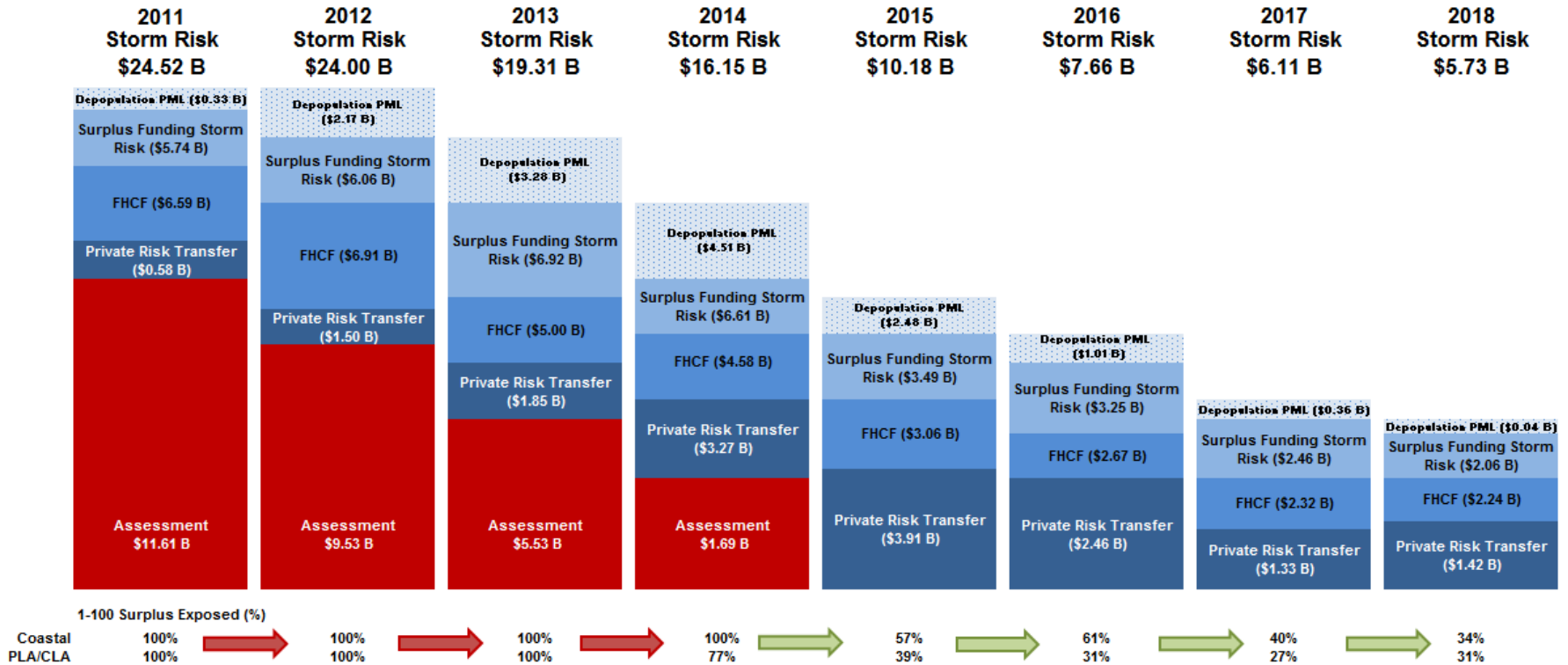
**For Policies that Include Wind Coverage
Florida Residential Property Insurance Market
Includes State Farm Florida
QUASR data as of June 30, 2018**



Insurer Category	Total Insured Value
Citizens	\$106,284,553,696
"Pups"	\$233,041,758,285
Florida-Based	\$1,612,889,890,922
Others	\$319,869,629,249
Total	\$2,272,085,832,151

The Florida Residential Property Insurance Admitted Market is divided into 4 major parts: (i) Citizens; (ii) Florida only subsidiaries "pups" of major national writers; (iii) Florida-based domestic companies; and (iv) non-domestic nationwide property writers, such as USAA, etc.

Public Summary of Citizens Assessment Reduction Efforts Over Time



Notes:

- Storm Risk is as measured by 1-in-100 year probable maximum loss (PML) plus estimated loss adjustment expenses using the Florida Hurricane Catastrophe Fund (FHCF) account allocation where PLA and CLA are combined. PLA/CLA combined PMLs are added to the Coastal PMLs to be consistent for surplus distribution. In general, the PMLs presented are as projected at the beginning of storm season; with the exception of 2017 which is as of August 31, 2017.
- Surplus and Assessments are as projected at beginning of storm season. Not all PLA/CLA surplus is needed to fund storm risk in 2014. In 2015 - 2018, not all surplus in PLA/CLA and the Coastal Account is needed to fund storm risk. Remaining surplus is available to fund a second event.
- Florida Hurricane Catastrophe Fund (FHCF) is as projected at beginning of storm season; with the exception of 2017 and 2018 which are Citizens' initial data submission to the FHCF.
- Depopulation PMLs are not included in storm risk totals and are presented as year end totals; with the exception of 2018, which is as of May 31, 2018. PMLs from 2011-2014 use a weighted average of 1/3 Standard Sea Surface Temperature (SSST) and 2/3 Warm Sea Surface Temperature (WSST). 2015 - 2018 PMLs reflect only SSST event catalog.

Litigation has been increasing steadily for all carriers.

	2013	2014	2015	2016	2017	2018
Citizens Property Insurance Company						
All	9,146	9,525	7,653	10,061	7,624	13,363
AOB	860	1,062	1,250	3,242	2,718	3,631
AOB %	9%	11%	16%	32%	36%	27%
All Other Carriers						
All	18,270	22,122	30,167	31,790	41,524	69,300
AOB	4,613	4,820	6,645	5,968	9,772	17,421
AOB %	25%	22%	22%	19%	24%	25%
Total All	27,416	31,647	37,820	41,851	49,148	82,663
Total AOB	5,473	5,882	7,895	9,210	12,490	21,052
Total AOB %	20%	19%	21%	22%	25%	25%

Data source – DFS LSOP 2013-2018 Q4

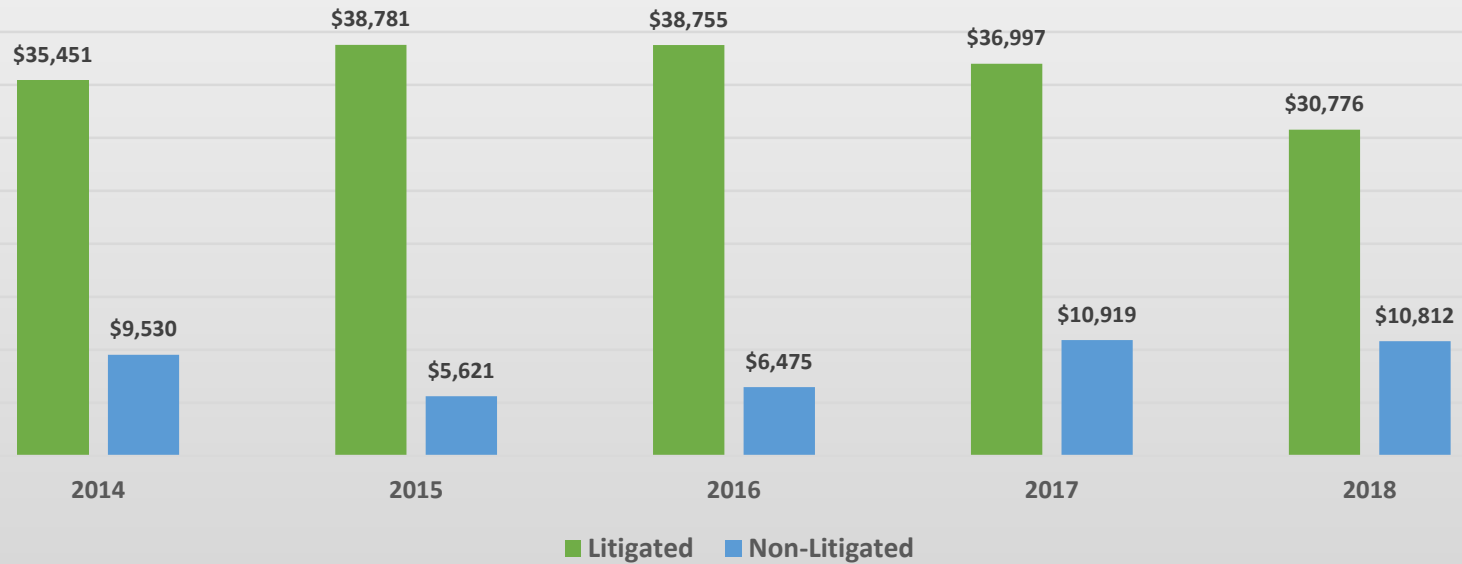
Note: 2018 Q3 data includes Hurricane Irma which represents around 60% of all new Litigation for Citizens Property Insurance in 2018.

Legal Service of Process 2013-2018 All State of Florida Carriers

	Miami-Dade	Broward	Palm Beach	Orange	Hillsborough	Duval	Polk
2013	10,759	4,383	2,116	1,578	2,064	725	326
2014	12,287	5,932	2,337	1,815	2,025	780	401
2015	13,133	8,309	3,184	2,101	2,019	960	363
2016	14,718	9,605	3,493	1,994	2,424	1,047	449
2017	13,993	11,137	4,403	2,980	2,913	1,487	623
2018	25,736	17,281	6,139	6,232	3,594	2,027	1,284

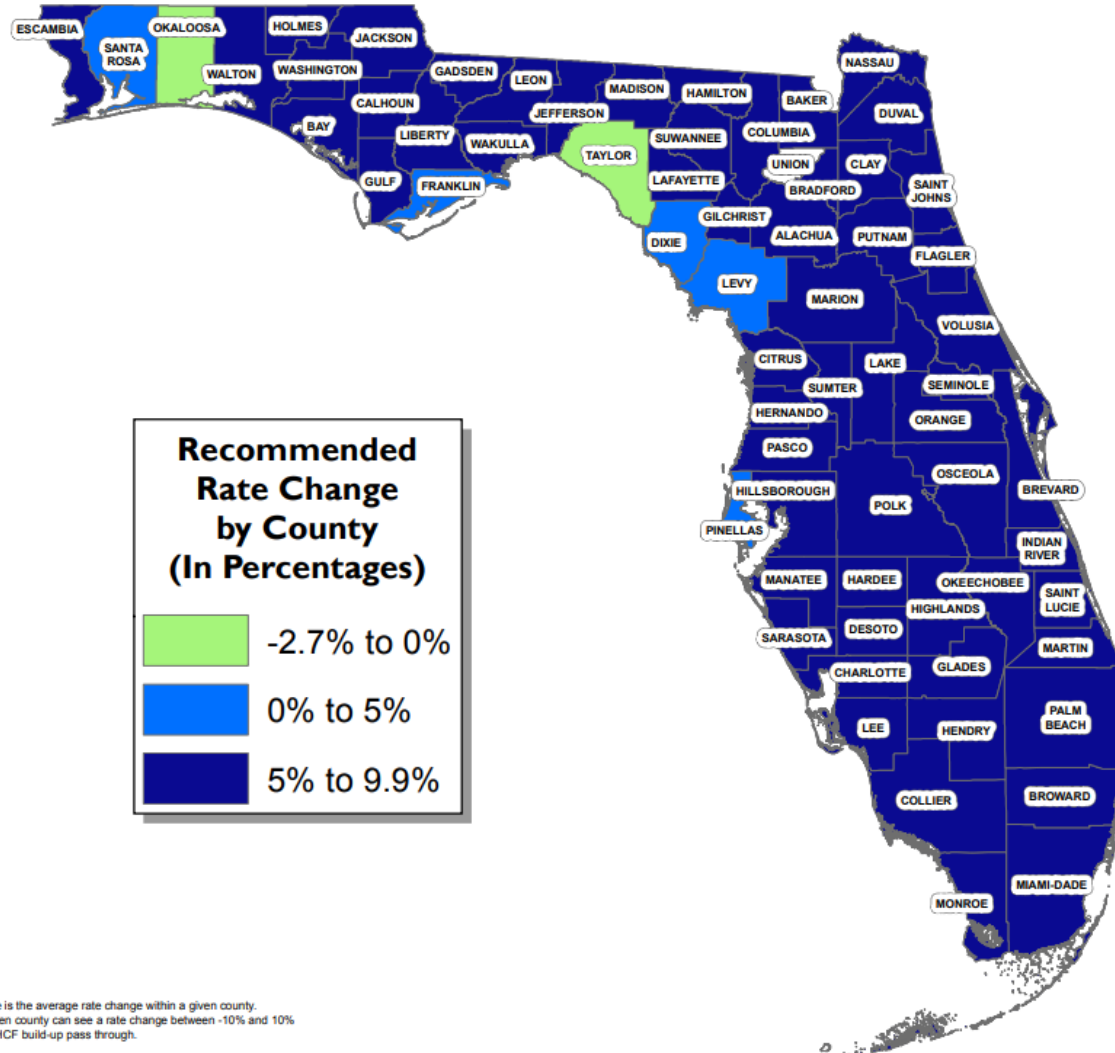
	Miami-Dade		Broward		Palm Beach		Orange		Hillsborough		Duval		Polk	
	AOB	%	AOB	%	AOB	%	AOB	%	AOB	%	AOB	%	AOB	%
2013	2,782	26%	775	18%	355	17%	723	46%	133	6%	65	9%	47	14%
2014	2,872	23%	1,155	19%	286	12%	766	42%	34	2%	94	12%	44	11%
2015	3,240	25%	2,170	26%	580	18%	536	25%	26	1%	95	10%	65	18%
2016	3,772	25%	2,886	30%	719	21%	413	21%	95	4%	58	6%	63	14%
2017	4,464	32%	3,821	34%	1,052	24%	658	22%	209	7%	193	13%	76	12%
2018	6,940	27%	5,227	30%	1,346	22%	2,276	37%	636	18%	440	22%	263	20%

Severity of Litigated vs. Non-Litigated Water Claims



Homeowners Multiperil Rates

Exhibit 2 - Percent of 2019 Recommended Rate Change by County
Multi-Peril HO-3 Policies



Notes:

1. Percentage of rate change is the average rate change within a given county.
2. Policy holders within a given county can see a rate change between -10% and 10% excluding effects of the FHCF build-up pass through.
3. In-force as of 06/30/2018.
4. Counties with no color have no HO-3 policies as of 06/30/2018.

- Citizens current average actuarial rate indication for multiperil homeowners is 25.2% with a capped indication of 8.5%
- Actuarial rate need for homeowners multiperil policies ranges among Senate districts from 0.1% to 51.6%
- 97% of homeowners multiperil policyholders will see rate increases in 2019
- 70% of homeowners customers received rate decreases in 2015
- If AOB reform is successful the actuarial rate indication for homeowners multiperil would be reduced from 25.2% to 10.1%
- If overall litigation rates can be reduced to pre-2015 levels the actuarial rate indication for homeowners multiperil would be reduced from 25.2 to 1.5%

Available for Non-Weather Water Losses for Citizens' HO-3 and DP-3 Policies

- Voluntary program offered at time of loss for water losses caused by accidental discharge or overflow of water or steam from a plumbing, heating, air conditioning, automatic fire protective sprinkler system or household appliance
- **Emergency Water Removal Services**
 - No deductible
 - No cost to policyholder even if loss is not covered by Citizens
 - If the policyholder agrees to participate, Citizens provides a Citizens-approved contractor(s) to provide water removal and drying services to protect insured structures from further damage
- **Managed Repair Contractor Network Program**
 - Provides permanent repair services for covered damage
 - Policyholder works with licensed and insured contractors within the network
 - All contractors' claim related work is guaranteed for three years

2018 Policy Changes

- Effective for HO-3 and dwelling DP-3 new business and renewals August 1, 2018
- \$10,000 Sublimit for Coverages A and B if Managed Repair Contractor Network not used
- Requires all claimants other than insured, their agent, representative or a public adjuster representing claimant to:
 - Provide documentation supporting the right to make a claim
 - Provide documentation detailing the scope and amount of loss
 - Participate in appraisal or alternative dispute resolution