

Market Accountability and Advisory Committee

Depopulation and Clearinghouse Update

June 23, 2021



2021 Depopulation Results

Personal Lines Depopulation Results						
Month	OIR Approved ¹	Requested by Insurers ²	Policyholder Choice Letters Mailed ³	Assumed ⁴	Assumption Rate ⁵	Exposure Removed ⁶
February	10,863	7,013	7,013	1,071	15%	\$425,943,944
April	0	0	0	0	0%	\$0
June	0	0	0	0	0%	\$0
August	0	0	0	0	0%	\$0
October						
December						
YTD Totals	10,863	7,013	7,013	1,071	15%	\$425,943,944

¹OIR approval is maximum number of policies permitted to be assumed by insurers.

²Sum of all policies requested by insurers, including duplicate offers from multiple carriers.

³Total letters mailed, one (1) per policy. Multiple offers may be contained in a single mailing.

⁴Policies assumed by insurers on Assumption Date.

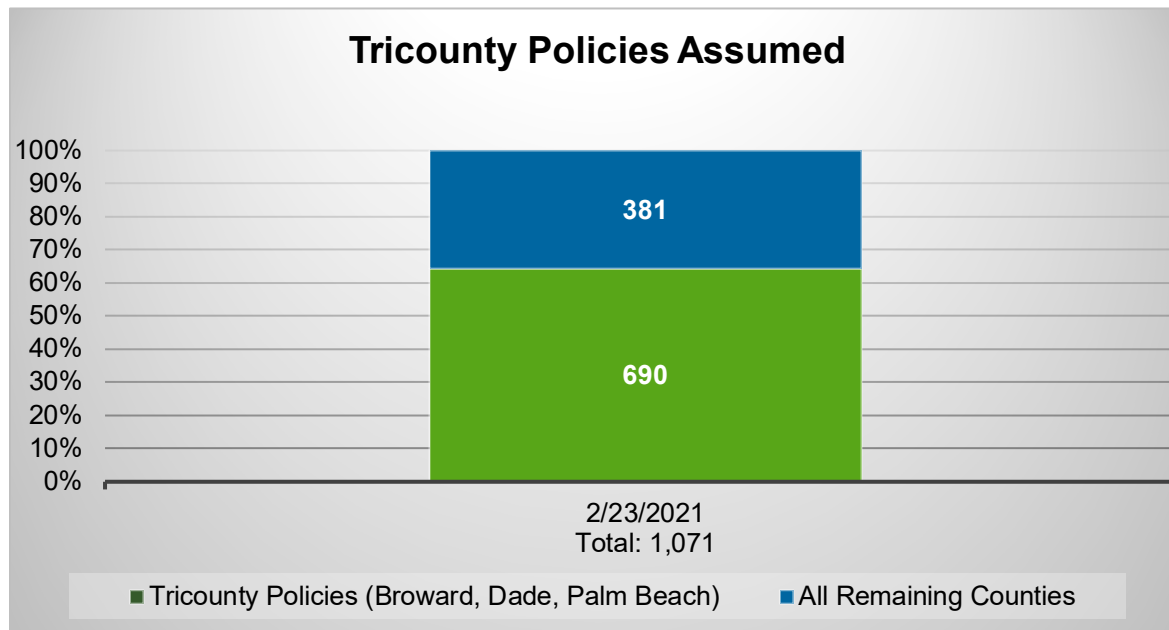
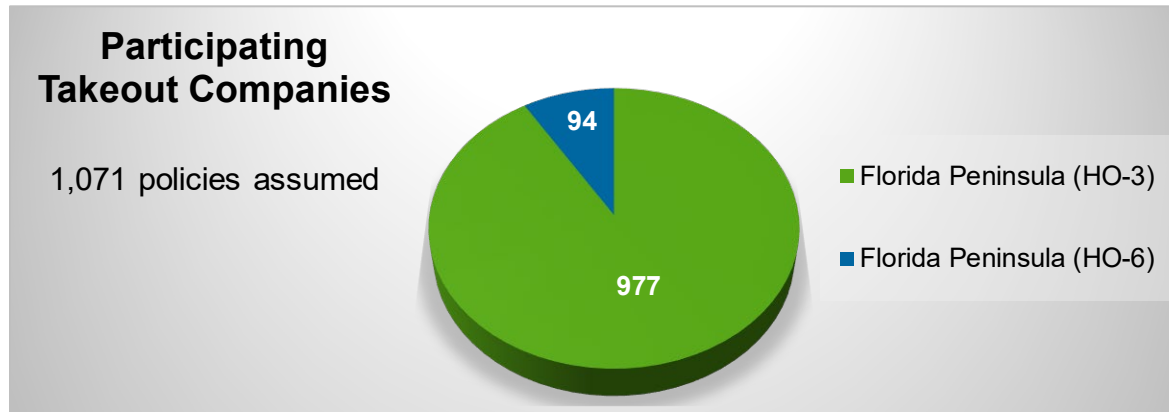
⁵Quotient of 'Assumed' divided by 'Policyholder Choice Letters Mailed'.

⁶Exposure Removed as of Assumption Date.

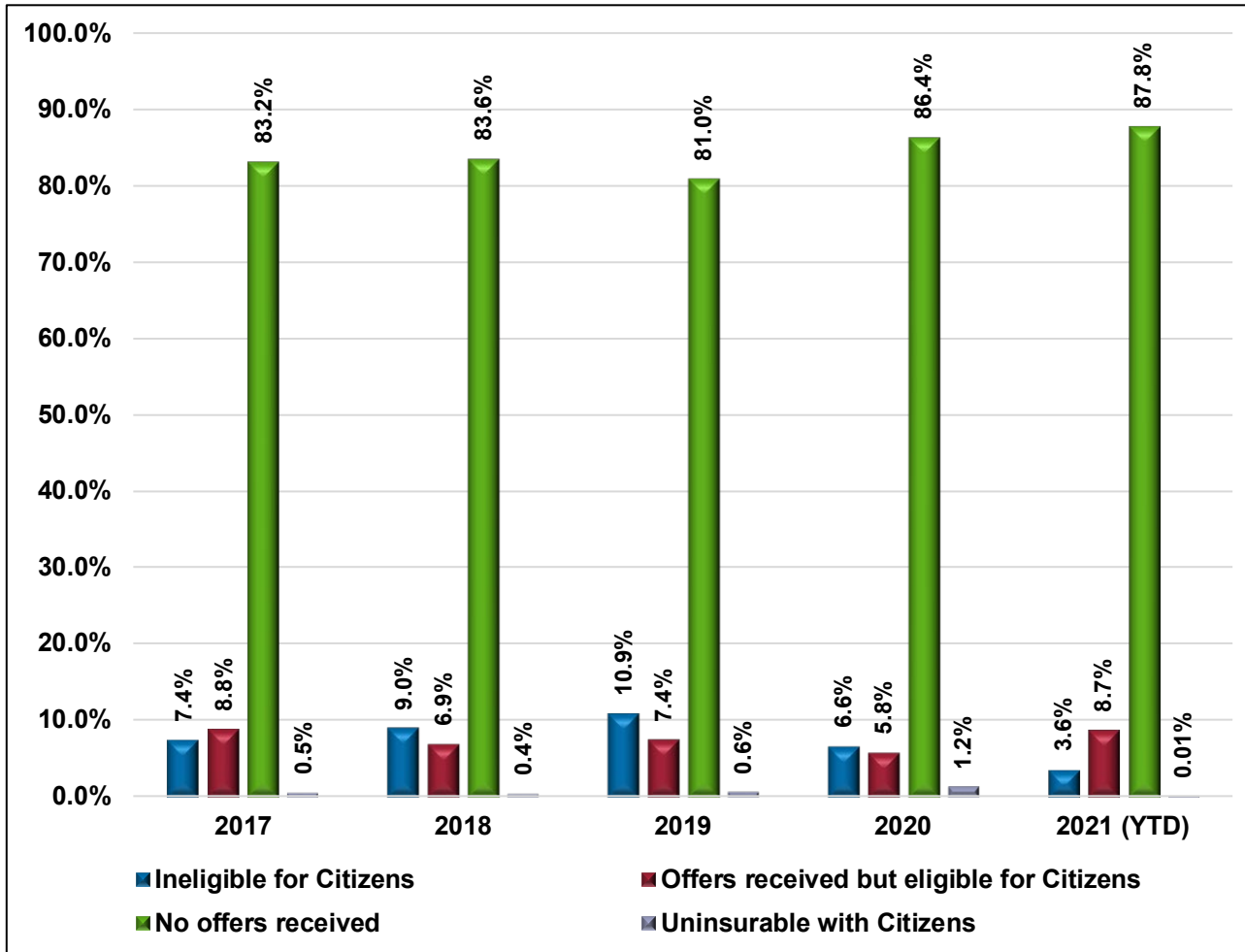
Commercial Lines Depopulation Results

There were no OIR approvals for participation in 2021 Commercial Lines assumptions.

2021 YTD Depopulation Results



New Business Update



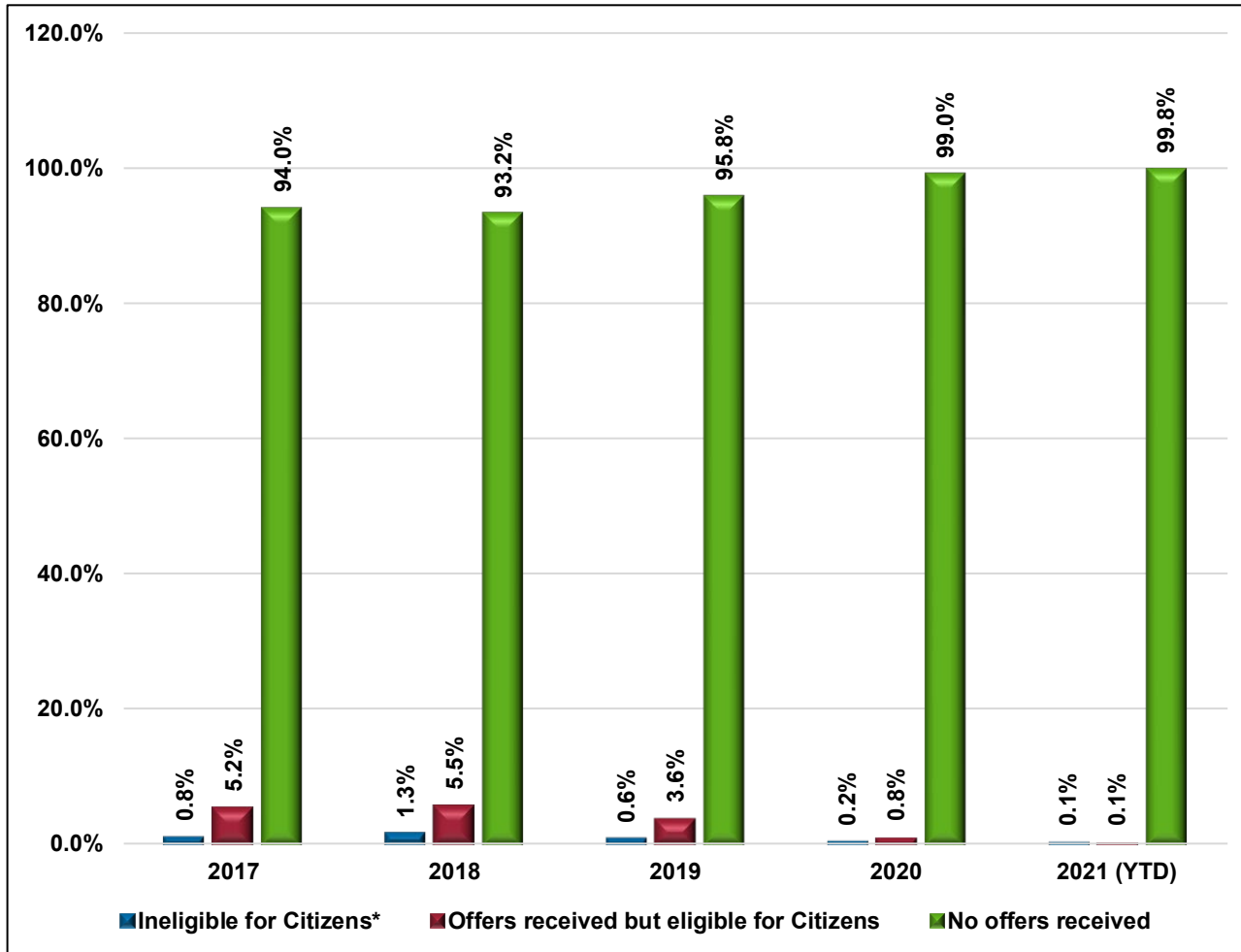
Number of risks averted (all lines):

- 2017 – 13,262
- 2018 – 20,700
- 2019 – 20,994
- 2020 – 22,221
- 2021 (YTD) - 11,193

Amount of Coverage A averted:

- 2017 – \$3.3B
- 2018 – \$5.2B
- 2019 – \$5.7B
- 2020 – \$7.3B
- 2021 – \$4.0B

Renewal Update



Risk Removed (All Lines) Amount of Coverage A removed:

- 2017 – \$305.6M
- 2018 – \$651.3M
- 2019 – \$221.5M
- 2020 – \$111M
- 2021 (YTD) – \$5.5M

15,674 policies have been non-renewed by Citizens as a result of offers made at renewal through the Clearinghouse.