



# Depopulation Update

Market Accountability Advisory Committee Meeting

March 15, 2016



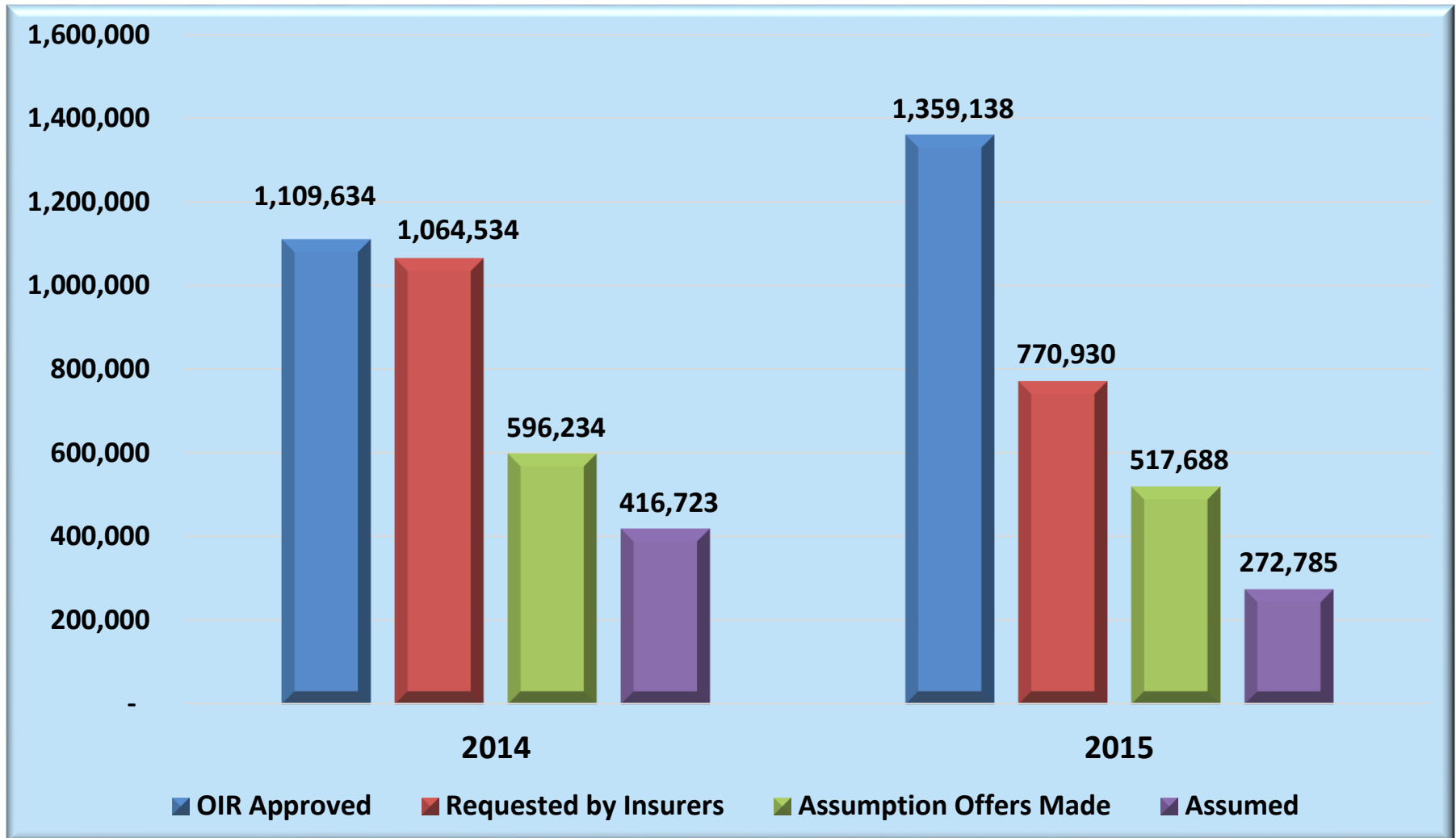


# 2015 Assumptions

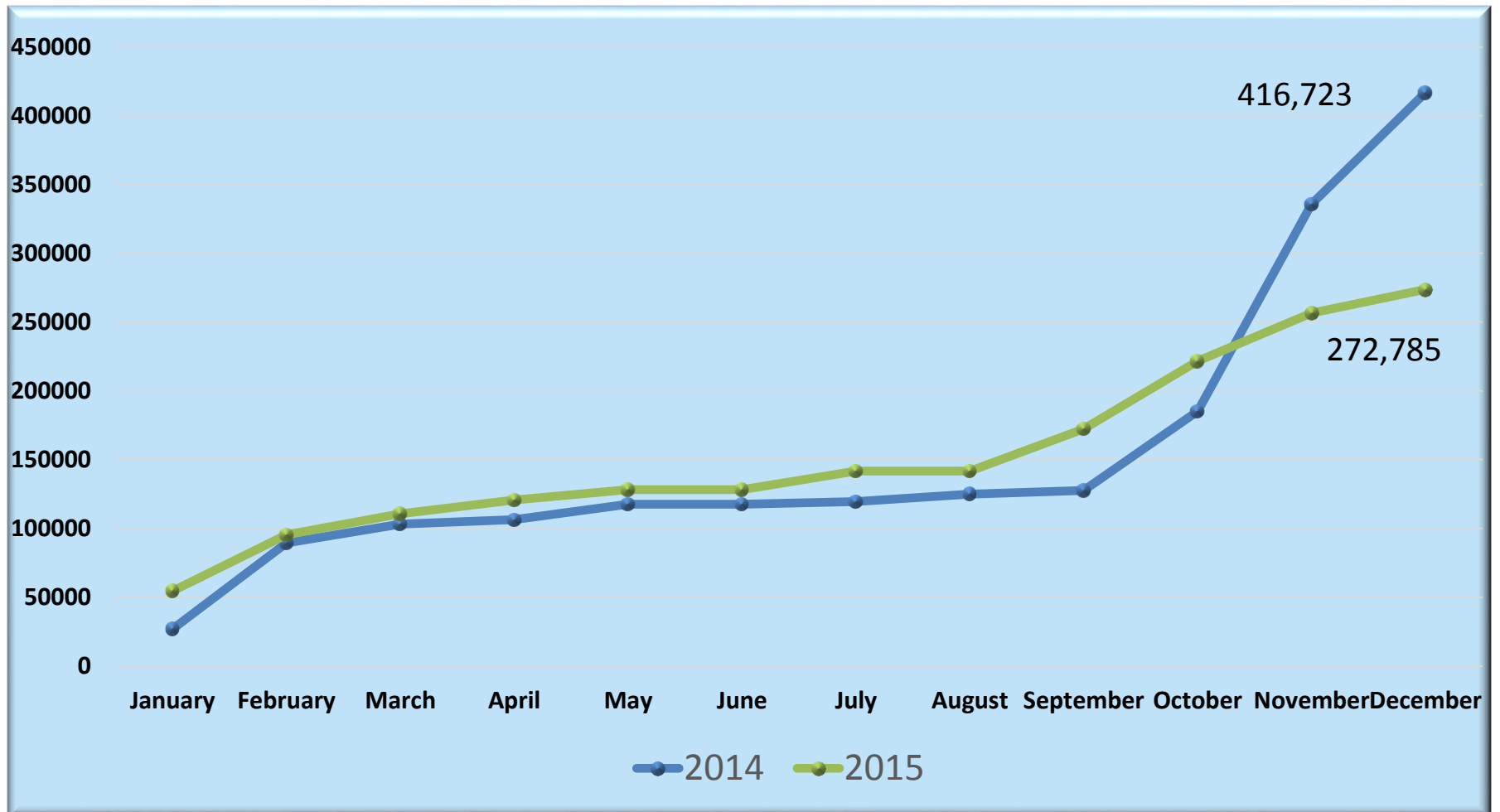
Month	OIR Approved <sup>1</sup>	Requested by Insurers <sup>2</sup>	Assumption Offers Made <sup>3</sup>	Assumed <sup>4</sup>	Assumption Rate <sup>5</sup>
15-Jan	174,012	115,005	79,337	54,560	69%
15-Feb	181,441	96,488	72,768	40,847	56%
15-Mar	93,500	60,938	43,585	15,122	35%
15-Apr	77,397	61,503	17,039	10,021	59%
15-May	48,331	35,875	18,438	7,583	41%
15-June	45,500	0	0	0	0
15-July	30,050	27,563	23,189	13,514	58%
15-Aug	0	0	0	0	0
15-Sept	101,050	56,282	46,231	30,704	66%
15-Oct	280,857	168,837	112,611	49,271	44%
15-Nov	184,782	94,216	70,706	33,995	48%
15-Dec	142,500	52,981	33,833	17,168	51%
<b>Totals</b>	<b>1,359,138</b>	<b>769,688</b>	<b>517,737</b>	<b>272,785</b>	<b>53%</b>

<sup>1</sup>OIR approval is unrelated to number of policies requested. <sup>2</sup>Sum of all policies requested, including duplicates. <sup>3</sup>Sum reflects elimination of duplicates and policies not eligible to be assumed, e.g., policies that have cancelled or pending cancellation. <sup>4</sup>Policies assumed on Assumption Date <sup>5</sup>Quotient of 'Assumed' divided by 'Assumption Offers Made'

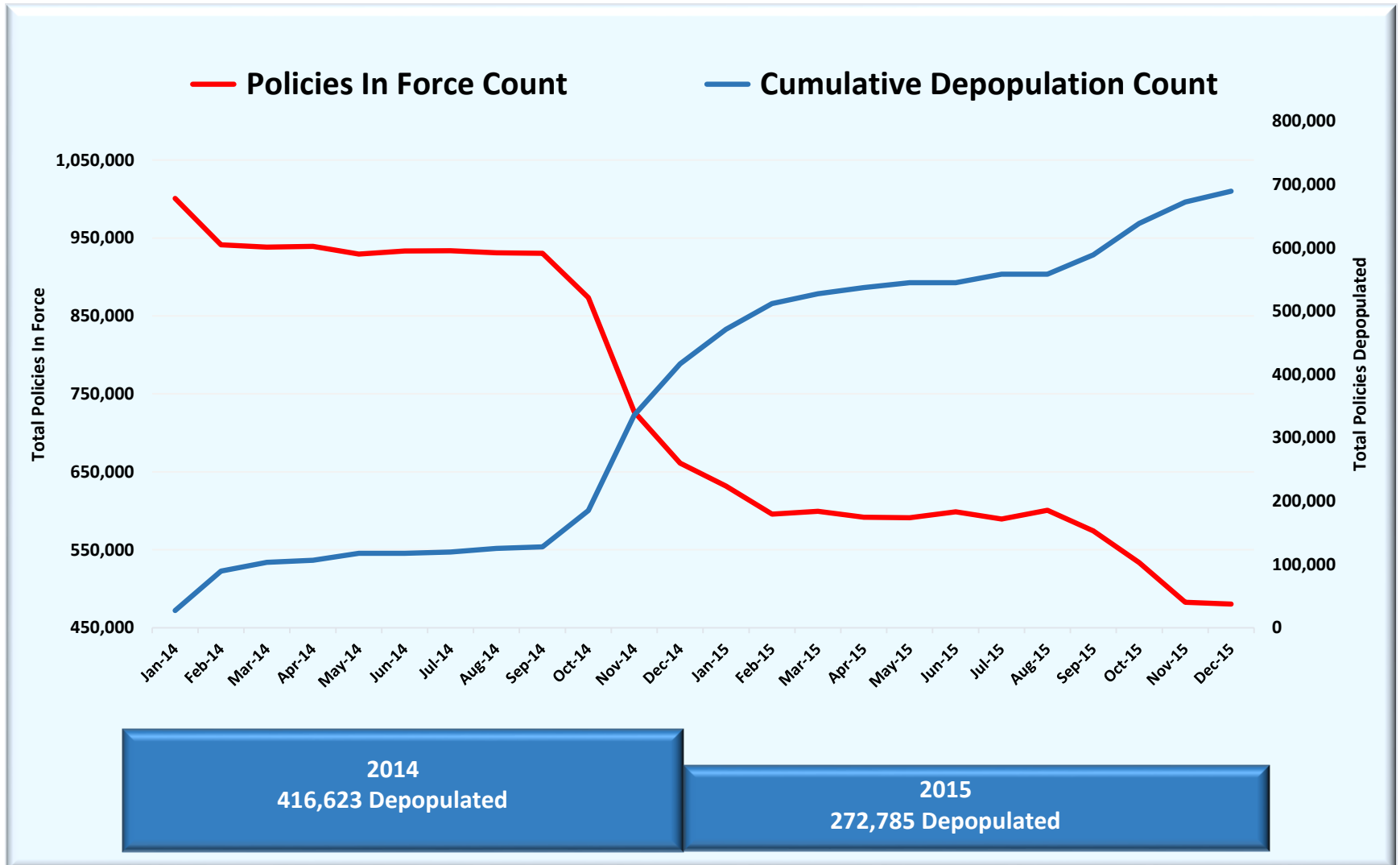
# 2014 & 2015 Assumption Totals



# 2014 & 2015 Assumption Totals



# Effect of Depopulation on Policy Count





# 2016 Assumptions

Month	OIR Approved <sup>1</sup>	Requested by Insurers <sup>2</sup>	Assumption Offers Made <sup>3</sup>	Assumed <sup>4</sup>	Assumption Rate <sup>5</sup>
16-Jan	130,534	68,206	41,878	19,424	46%
16-Feb	75,115	30,701	25,890	11,545	45%
16-Mar	71,500	8,439	5,707		
16-Apr	66,500				
16-May					
16-Jun					
16-Jul					
16-Aug					
16-Sep					
16-Oct					
16-Nov					
16-Dec					
Totals <sup>6</sup>					

<sup>1</sup>OIR approval is unrelated to number of policies requested. <sup>2</sup>Sum of all policies requested, including duplicates. <sup>3</sup>Sum reflects elimination of duplicates and policies not eligible to be assumed, e.g., policies that have cancelled or pending cancellation. <sup>4</sup>Policies assumed on Assumption Date <sup>5</sup>Quotient of 'Assumed' divided by 'Assumption Offers Made'

# 2014—2016 Assumption Totals

